

**Company Report: Oncolytics Biotech Inc. (T:ONC)**

December 6, 2020

A snap shot of company officer and director insider activity plus a list of all insider transactions and holdings.

Public Market Activity: Company Officers and Directors



Price and volume charts represent common share or trust unit public market transactions by company officers and directors reported in SEDI. Information on the charts may not include transactions by insiders of subsidiaries, 10% security holders or other insiders, or trades in other securities such as options.

One Year Public Market Bias

	Company Officers and Directors	
	Buying	Selling
CEO	None ●	None ○
CFO	None ▲	None △
OFFICER	None ◆	None ◇
DIRECTOR	\$22,195 ■	-\$66,996 □
<b>Total</b>	<b>\$22,195</b>	<b>-\$66,996</b>
<b>Net Selling -\$44,801</b>		

CEO and CFO titles of insiders are provided on a reasonable efforts basis, as are the elimination of duplicate filings across multiple accounts in net buying or selling totals. All data presented should be treated as estimates as it is based on insider filings subject to input errors. This report does not constitute a buy or sell recommendation for the security.

Report Tutorial Video: [http://www.inkresearch.com/pdf\\_tutorial/company.html](http://www.inkresearch.com/pdf_tutorial/company.html) English 国语 粵語

**About INK Research**

Through our PDF reports, as well as our alerts, interactive charting and analytical services delivered via [www.inkresearch.com](http://www.inkresearch.com), INK provides insider news and knowledge to investors.

For sales and trial subscription information please contact [inquiries@inkresearch.com](mailto:inquiries@inkresearch.com) or call us at 604-669-4465 #333.

**Latest Filings Over the Past 12 Months - Maximum 60**

■ / ○ CEO   
 ▲ / △ CFO   
 ◆ / ◇ OTHER OFFICER   
 ■ / □ DIRECTOR   
 | / | ISSUER   
 + / + 10% HOLDER   
 - / - SUBSIDIARY EXECUTIVE   
 ✱ / ✱ DEEMED INSIDER  
■ - Information that has been adjusted or estimated by INK   
■ - Amended filing

Transaction Date	Insider Name	Ownership Type	Nature of Transaction	Security	Price (\$)	Shares/ Units	Account Change*	Account Balance
Dec 1/20	■ Brown, Deborah	Direct Ownership	Rights exercise	Common Shares	0.00	1,713	4.0%	44,990
Dec 1/20	□ Brown, Deborah	Direct Ownership	Rights exercise	Rights Restricted Share Units	0.00	-3,971	-32.8%	8,134
Dec 1/20	■ Holtham, Angela Frances	Direct Ownership	Rights exercise	Common Shares	0.00	3,971	4.2%	99,116
Dec 1/20	□ Holtham, Angela Frances	Direct Ownership	Rights exercise	Rights Restricted Share Units	0.00	-3,971	-18.0%	18,122
Dec 1/20	■ Pisano, Wayne	Direct Ownership	Rights exercise	Common Shares	0.00	3,971	2.6%	158,135
Dec 1/20	□ Pisano, Wayne	Direct Ownership	Rights exercise	Rights Restricted Share Units	0.00	-3,971	-12.2%	28,503
Dec 1/20	■ Rice, William Glenn	Direct Ownership	Rights exercise	Common Shares	0.00	3,971	6.6%	63,761
Dec 1/20	□ Rice, William Glenn	Direct Ownership	Rights exercise	Rights Restricted Share Units	0.00	-3,971	-32.8%	8,134
Dec 1/20	■ Seizinger, Bernd Robert	Direct Ownership	Rights exercise	Common Shares	0.00	3,971	1.8%	229,512
Dec 1/20	□ Seizinger, Bernd Robert	Direct Ownership	Rights exercise	Rights Restricted Share Units	0.00	-3,971	-10.6%	33,369
Nov 9/20	◇ Hagerman, Allison	Direct Ownership	Option expiration	Options	46.55	-210	-0.1%	149,787
Oct 5/20	■ Brown, Deborah	Direct Ownership	Rights exercise	Common Shares	0.00	8,428	24.2%	43,277
Oct 5/20	□ Brown, Deborah	Direct Ownership	Rights exercise	Rights Restricted Share Units	0.00	-19,666	-61.9%	12,105
Oct 5/20	■ Holtham, Angela Frances	Direct Ownership	Rights exercise	Common Shares	0.00	17,483	22.5%	95,145
Oct 5/20	□ Holtham, Angela Frances	Direct Ownership	Rights exercise	Rights Restricted Share Units	0.00	-17,483	-44.2%	22,093
Oct 5/20	■ Pisano, Wayne	Direct Ownership	Rights exercise	Common Shares	0.00	23,305	17.8%	154,164
Oct 5/20	□ Pisano, Wayne	Direct Ownership	Rights exercise	Rights Restricted Share Units	0.00	-23,305	-41.8%	32,474
Oct 5/20	■ Rice, William Glenn	Direct Ownership	Rights exercise	Common Shares	0.00	11,010	22.6%	59,790
Oct 5/20	□ Rice, William Glenn	Direct Ownership	Rights exercise	Rights Restricted Share Units	0.00	-17,483	-59.1%	12,105
Oct 5/20	■ Seizinger, Bernd Robert	Direct Ownership	Rights exercise	Common Shares	0.00	20,976	10.3%	225,541
Oct 5/20	□ Seizinger, Bernd Robert	Direct Ownership	Rights exercise	Rights Restricted Share Units	0.00	-20,976	-36.0%	37,340
Oct 1/20	■ Brown, Deborah	Direct Ownership	Rights granted	Rights Restricted Share Units	0.00	17,483	> 100%	31,771
Oct 1/20	■ Holtham, Angela Frances	Direct Ownership	Rights granted	Rights Restricted Share Units	0.00	17,483	79.1%	39,576
Oct 1/20	■ Kruimer, Leonard	Direct Ownership	Rights granted	Rights Restricted Share Units	0.00	17,483	> 100%	22,294
Oct 1/20	■ Pisano, Wayne	Direct Ownership	Rights granted	Rights Restricted Share Units	0.00	17,483	45.7%	55,779
Oct 1/20	■ Rice, William Glenn	Direct Ownership	Rights granted	Rights Restricted Share Units	0.00	17,483	> 100%	29,588
Oct 1/20	■ Seizinger, Bernd Robert	Direct Ownership	Rights granted	Rights Restricted Share Units	0.00	17,483	42.8%	58,316
Sep 30/20	■ Brown, Deborah	Direct Ownership	Rights granted	Rights Restricted Share Units	0.00	2,183	18.0%	14,288
Sep 30/20	■ Holtham, Angela Frances	Direct Ownership	Rights exercise	Common Shares	0.00	1,144	1.5%	77,662
Sep 30/20	□ Holtham, Angela Frances	Direct Ownership	Rights exercise	Rights Restricted Share Units	0.00	-1,144	-4.9%	22,093

All data based on insider regulatory filings which are subject to input errors.

\* Indicates percentage change of shares or units for the account in which the security is held. Many insiders have more than one account and the balance for each is calculated separately. See Holdings Summary for balances across all ownership types as reported in SEDI.

**Latest Filings Over the Past 12 Months - Maximum 60 (cont'd)**

■ / □ CEO   
 ▲ / △ CFO   
 ◆ / ◇ OTHER OFFICER   
 ■ / □ DIRECTOR   
 | / | ISSUER   
 + / + 10% HOLDER   
 - / - SUBSIDIARY EXECUTIVE   
 ✱ / ✱ DEEMED INSIDER  
■ - Information that has been adjusted or estimated by INK   
■ - Amended filing

Transaction Date	Insider Name	Ownership Type	Nature of Transaction	Security	Price (\$)	Shares/Units	Account Change*	Account Balance
Sep 30/20	<span style="color: green;">■</span> Pisano, Wayne	Direct Ownership	Rights exercise	Common Shares	0.00	1,006	0.8%	130,859
Sep 30/20	<span style="color: red;">□</span> Pisano, Wayne	Direct Ownership	<span style="color: red;">■</span> Rights exercise	Rights Restricted Share Units	0.00	-1,006	-2.6%	38,296
Sep 30/20	<span style="color: green;">■</span> Pisano, Wayne	Direct Ownership	Rights granted	Rights Restricted Share Units	0.00	5,822	17.4%	39,302
Sep 30/20	<span style="color: green;">■</span> Seizinger, Bernd Robert	Direct Ownership	Rights exercise	Common Shares	0.00	1,811	0.9%	204,565
Sep 30/20	<span style="color: red;">□</span> Seizinger, Bernd Robert	Direct Ownership	Rights exercise	Rights Restricted Share Units	0.00	-1,811	-4.2%	40,833
Sep 30/20	<span style="color: green;">■</span> Seizinger, Bernd Robert	Direct Ownership	Rights granted	Rights Restricted Share Units	0.00	3,493	8.9%	42,644
Aug 28/20	<span style="color: green;">■</span> Holtham, Angela Frances	Direct Ownership	Public market buy	Common Shares	2.35	4,300	6.0%	76,518
Aug 1/20	<span style="color: green;">◆</span> Heineman, Thomas	Direct Ownership	Options granted	Options	2.84	70,000	> 100%	70,000
Aug 1/20	<span style="color: green;">◆</span> Heineman, Thomas	Direct Ownership	Opening report	Options	0.00	0	n/a	0
Jul 6/20	<span style="color: green;">■</span> Brown, Deborah	Direct Ownership	Rights exercise	Common Shares	0.00	1,810	5.5%	34,849
Jul 6/20	<span style="color: red;">□</span> Brown, Deborah	Direct Ownership	Rights exercise	Rights Restricted Share Units	0.00	-1,810	-13.0%	12,105
Jul 6/20	<span style="color: green;">■</span> Pisano, Wayne	Direct Ownership	Rights exercise	Common Shares	0.00	4,827	3.9%	129,853
Jul 6/20	<span style="color: red;">□</span> Pisano, Wayne	Direct Ownership	Rights exercise	Rights Restricted Share Units	0.00	-4,827	-12.6%	33,480
Jul 6/20	<span style="color: green;">■</span> Seizinger, Bernd Robert	Direct Ownership	Rights exercise	Common Shares	0.00	2,896	1.4%	202,754
Jul 6/20	<span style="color: red;">□</span> Seizinger, Bernd Robert	Direct Ownership	Rights exercise	Rights Restricted Share Units	0.00	-2,896	-6.9%	39,151
Jul 3/20	<span style="color: green;">◆</span> de Guttadauro, Andrew	Direct Ownership	Rights exercise	Common Shares	0.00	4,210	69.0%	10,315
Jul 3/20	<span style="color: red;">◇</span> de Guttadauro, Andrew	Direct Ownership	Rights exercise	Rights Restricted Share Units	0.00	-4,210	-100.0%	0
Jun 30/20	<span style="color: green;">■</span> Brown, Deborah	Direct Ownership	Rights granted	Rights Restricted Share Units	0.00	1,810	15.0%	13,915
Jun 30/20	<span style="color: green;">■</span> Holtham, Angela Frances	Direct Ownership	Rights exercise	Common Shares	0.00	1,496	2.1%	72,218
Jun 30/20	<span style="color: red;">□</span> Holtham, Angela Frances	Direct Ownership	Rights exercise	Rights Restricted Share Units	0.00	-1,496	-6.0%	23,237
Jun 30/20	<span style="color: green;">■</span> Kruimer, Leonard	Direct Ownership	Rights granted	Rights Restricted Share Units	0.00	1,810	60.3%	4,811
Jun 30/20	<span style="color: green;">■</span> Pisano, Wayne	Direct Ownership	Rights exercise	Common Shares	0.00	1,315	1.1%	125,026
Jun 30/20	<span style="color: green;">■</span> Pisano, Wayne	Direct Ownership	Rights granted	Rights Restricted Share Units	0.00	4,827	14.4%	38,307
Jun 30/20	<span style="color: red;">□</span> Pisano, Wayne	Direct Ownership	Rights exercise	Rights Restricted Share Units	0.00	-1,315	-3.8%	33,480
Jun 30/20	<span style="color: green;">■</span> Seizinger, Bernd Robert	Direct Ownership	Rights exercise	Common Shares	0.00	2,368	1.2%	199,858
Jun 30/20	<span style="color: green;">■</span> Seizinger, Bernd Robert	Direct Ownership	Rights granted	Rights Restricted Share Units	0.00	2,896	7.4%	42,047
Jun 30/20	<span style="color: red;">□</span> Seizinger, Bernd Robert	Direct Ownership	Rights exercise	Rights Restricted Share Units	0.00	-2,368	-5.7%	39,151
Apr 6/20	<span style="color: green;">■</span> Brown, Deborah	Direct Ownership	Rights exercise	Common Shares	0.00	2,212	7.2%	33,039
Apr 6/20	<span style="color: red;">□</span> Brown, Deborah	Direct Ownership	Rights exercise	Rights Restricted Share Units	0.00	-2,212	-15.5%	12,105
Apr 6/20	<span style="color: green;">■</span> Holtham, Angela Frances	Direct Ownership	Rights exercise	Common Shares	0.00	1,165	1.7%	70,722

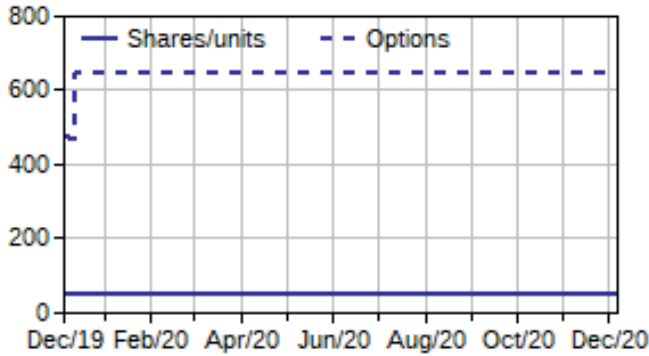
All data based on insider regulatory filings which are subject to input errors.

\* Indicates percentage change of shares or units for the account in which the security is held. Many insiders have more than one account and the balance for each is calculated separately. See Holdings Summary for balances across all ownership types as reported in SEDI.

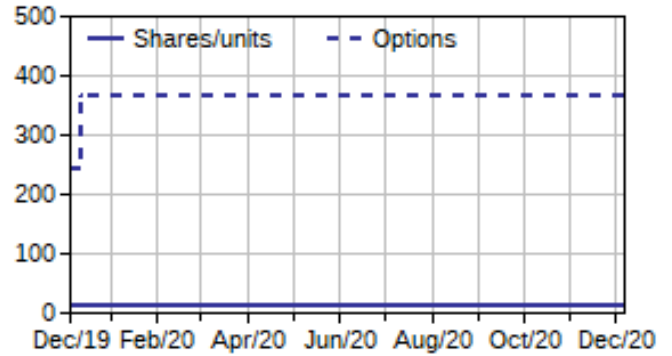
**Holdings Summary**

Data is based on SEDI filings. Identified former insiders who ceased to be an insider more than a year ago are not shown. Roster may include unidentified former insiders. Charts include identified former insider holdings up to the date they ceased to be an insider. Insiders and their holdings are only included under one insider category. See last page for regulatory insider filing relationship definitions.

**CEO's Holdings (000's)**



**CFO's Holdings (000's)**



**Coffey, Matthew**

Relationship as filed with regulators: 4, 5

Latest filing date: March 9, 2020

**Direct Ownership**

Common Shares	47,923
Options	643,333
Rights Performance Share Units	3,656
Rights Restricted Share Units	0

**Look, Kirk**

Relationship as filed with regulators: 5

Latest filing date: March 9, 2020

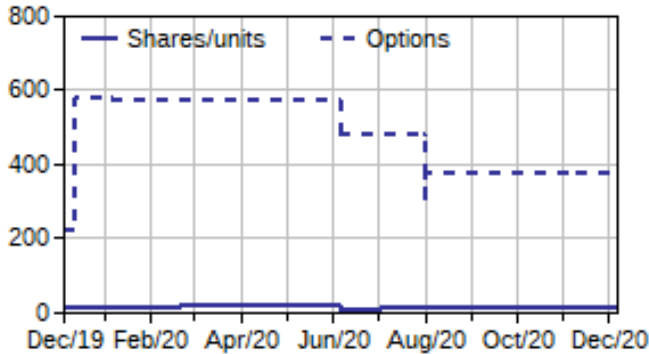
**Direct Ownership**

Common Shares	10,923
Options	366,544
Rights Performance Share Units	2,327
Rights Restricted Share Units	0

### Holdings Summary (cont'd)

Data is based on SEDI filings. Identified former insiders who ceased to be an insider more than a year ago are not shown. Roster may include unidentified former insiders. Charts include identified former insider holdings up to the date they ceased to be an insider. Insiders and their holdings are only included under one insider category. See last page for regulatory insider filing relationship definitions.

**Other Officers' Holdings (000's)**



Latest filing date: March 9, 2020

#### de Guttadauro, Andrew

Relationship as filed with regulators: 5

Latest filing date: July 7, 2020

##### Direct Ownership

Common Shares	10,315
Options	157,893
Rights Restricted Share Units	0

##### Direct Ownership

Common Shares	-
Options	-
Rights Performance Share Units	-

#### Hagerman, Allison

Relationship as filed with regulators: 5

Latest filing date: November 10, 2020

##### Direct Ownership

Options	149,787
---------	---------

#### Heineman, Thomas

Relationship as filed with regulators: 5

Latest filing date: August 5, 2020

##### Direct Ownership

Options	70,000
---------	--------

#### Laeufle, Rita

Relationship as filed with regulators: 5

Date ceased to be an insider: July 31, 2020

Latest filing date: March 9, 2020

##### Direct Ownership

Options	-
---------	---

#### Moore, Michael

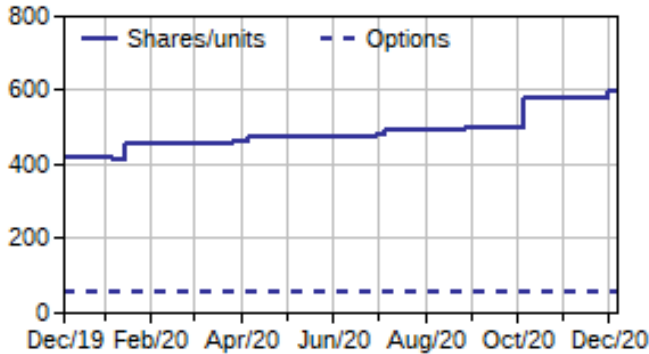
Relationship as filed with regulators: 5

Date ceased to be an insider: June 5, 2020

**Holdings Summary (cont'd)**

Data is based on SEDI filings. Identified former insiders who ceased to be an insider more than a year ago are not shown. Roster may include unidentified former insiders. Charts include identified former insider holdings up to the date they ceased to be an insider. Insiders and their holdings are only included under one insider category. See last page for regulatory insider filing relationship definitions.

**Directors' Holdings (000's)**



Common Shares	158,135
Options	886
Rights Restricted Share Units	28,503

**Brown, Deborah**

Relationship as filed with regulators: 4  
 Latest filing date: December 2, 2020

**Direct Ownership**

Common Shares	44,990
Options	554
Rights Restricted Share Units	8,134

**Holtham, Angela Frances**

Relationship as filed with regulators: 4  
 Latest filing date: December 2, 2020

**Direct Ownership**

Common Shares	99,116
Options	554
Rights Restricted Share Units	18,122

**Control or Direction**

Common Shares	3,000
---------------	-------

**Kruimer, Leonard**

Relationship as filed with regulators: 4  
 Latest filing date: October 6, 2020

**Direct Ownership**

Options	50,000
Rights Restricted Share Units	22,294

**Pisano, Wayne**

Relationship as filed with regulators: 4  
 Latest filing date: December 2, 2020

**Direct Ownership**

**Rice, William Glenn**

Relationship as filed with regulators: 4  
 Latest filing date: December 2, 2020

**Direct Ownership**

Common Shares	63,761
Options	554
Rights Restricted Share Units	8,134

**Seizinger, Bernd Robert**

Relationship as filed with regulators: 4  
 Latest filing date: December 2, 2020

**Direct Ownership**

Common Shares	229,512
Options	554
Rights Restricted Share Units	33,369

---

**Regulatory (SEDI) Filing Relationship Definitions**

---

- |                                   |   |
|-----------------------------------|---|
| 1 - Issuer                        | 5 - Senior Officer of Issuer  |
| 2 - Subsidiary of Issuer          | 6 - Director or Senior Officer of 10% Security Holder                                   |
| 3 - 10% Security Holder of Issuer | 7 - Director or Senior Officer of Insider or Subsidiary of Issuer (other than in 4,5,6) |
| 4 - Director of Issuer            | 8 - Deemed Insider - 6 Months before becoming Insider                                   |

---

**Disclaimer:** User agrees to only use information contained in this report for the purposes as set out in section 6.2 of COMPANION POLICY 55-102CP TO NATIONAL INSTRUMENT 55-102 of the Canadian Securities Administrators and to comply with all privacy laws. INK provides general information. INK is not an investment advisory service, a financial planner, an investment advisor nor a securities advisor. INK does not purport to tell people, or suggest to people, what they should buy or sell for themselves. Opinions and recommendations contained herein should not be construed as investment advice. Do not assume that any recommendations, insights, charts, theories, or philosophies will ensure profitable investment. Users should always consult with and obtain advice from their professional licensed financial advisor, including their tax advisor, to determine the suitability of any investment. INK recommends that anyone making an investment or trading securities do so with caution. Users should perform full due diligence and investigate any security fully before making an investment or before the execution of a security trade based upon information learned through INK. Investors should obtain annual reports and other company information to complete their own due diligence in any investment. Neither INK nor anyone affiliated with INK is responsible for any investment decision made. INK has made all reasonable efforts to ensure that all information provided is accurate at the time of inclusion; however, there may be inadvertent and occasional errors. INK makes no guarantee of accuracy or completeness. Insider transaction filings are from SEDi<sub>i</sub><sup>1/2</sup>; SEDi<sub>i</sub><sup>1/2</sup> is a registered trade-mark owned by the Alberta Securities Commission. All information and opinion expressed herein is subject to change without notice. INK employees may have an ownership or investment interest in any stock mentioned in this report. Copyright © 2020 INK Research Corp. All rights reserved.